



Welcome! to our world

superiority
RM V550GO! QUALITY CRUSHING
NEW APPLICATIONS THROUGH FLEXIBILITY AND MOBILITY.

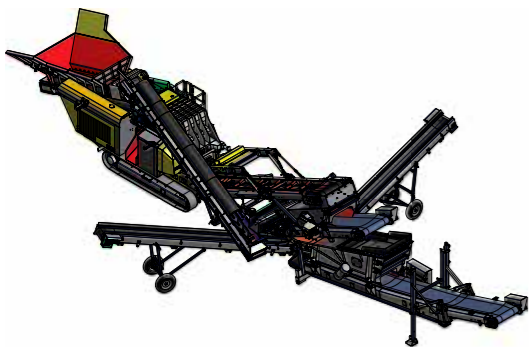


V550GO!



100% mobility

The transport as well the start up and dismounting are fast and easy. The machine is ready for operation on the job site within minutes.



RM CS4800 Screen

Adding an RM CS4800 screen makes a compact and powerful sand and gravel plant for 3 defined fractions.

highlights

THE TECHNICAL HIGHLIGHTS

The RM V550GO! combines the technology of cone and rotor type crushers with the advantages of the RM GO! principle to achieve an unsurpassable level of pulverisation and maximum flexibility. The machine can be equipped with proven RM modules at any time. By the use of a mounted RM MS100GO! and the compact RM CS4800 screen 3 defined particle sizes can be produced and the oversize material is fed back into the crusher. This creates a compact, fully mobile but powerful sand and gravel plant.




Belt feeder with feeding hopper

The low loading edge and the feeding hopper volume of 5,5 m³ support the feeding process. The variable speed of the belt feeder gives you maximum throughput performance.



Metal detector

The efficient metal detector prevents metal from going into the crushing chamber.



Automatic discharge

If any metal is detected in the feeding material it is discharged automatically via the bypass chute. It is not necessary to interrupt the process to search for the metal by hand.



RM MS100GO! mesh deck screen

The RM MS100GO! is mounted on the RM V550GO! using a subframe and stands out through high precision when separating the screened materials. This means that you can produce high-quality building materials. Typical applications can be found in the natural rock industry.



Discharge conveyor

The discharge belt stands out through high reliability and a long service life. Servicing jobs such as removal, replacement or adjustments are carried out easily and quickly. The maximum discharge height of 3,340 mm adds to the efficient operation of the machine.



Crusher

The high-end crushing technology of the RM V550GO! ensures optimum results for a wide range of applications.



Innovative drive concept

Thanks to the typical RM drive concept fuel consumption is kept very low, thus reducing running costs.



Safe ground-based service

The engine which is mounted beneath the vibro feeder can be accessed from three sides and thus enables you to carry out maintenance and servicing safely and efficiently from the ground.



RM RFBV550GO! refeeding belt

The optional RM RFBV550GO! refeeding belt sends the oversize material back into the vibro feeder and returns it to the crusher. This saves additional working steps and increases productivity as a result.

fields of annihilation

OUTSTANDING CRUSHING PERFORMANCE COMBINED WITH MAXIMUM FLEXIBILITY!

NEW APPLICATIONS THANKS TO SUPERIOR CRUSHING TECHNOLOGY

Thanks to the high size reduction ratio large feeding material can be processed efficiently and a crushing step can often be eliminated.

Oversize material can be processed to usable fractions and based on the versatile settings of the crusher an adaptation of the grading curve in the end product is possible.

POST CRUSHING GRANITE



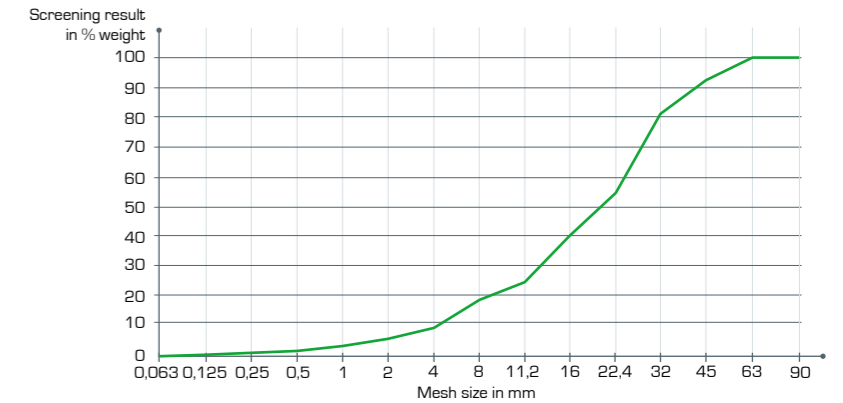
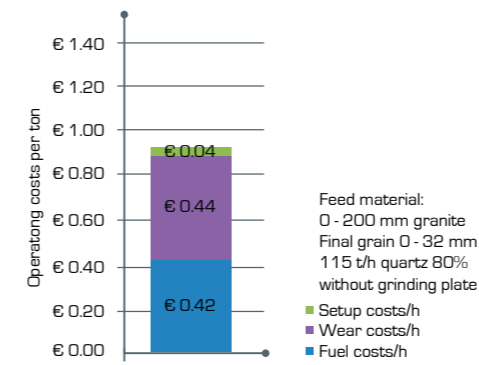
Feed material granite up to 200 mm edge length



Processing



Final grain 0 - 32 mm



POST CRUSHING BASALT



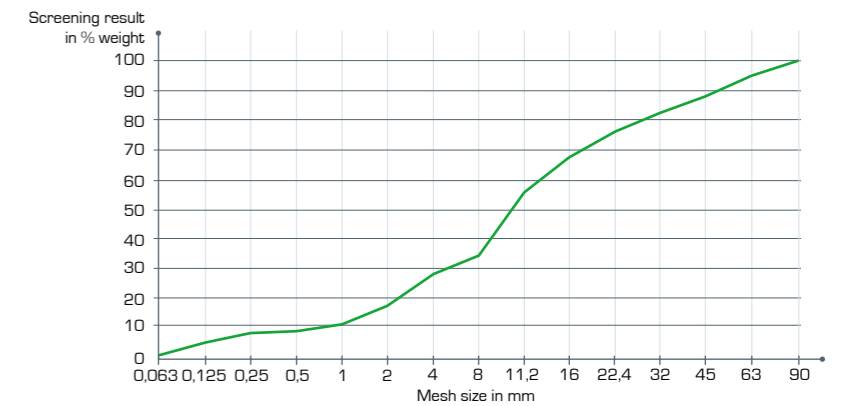
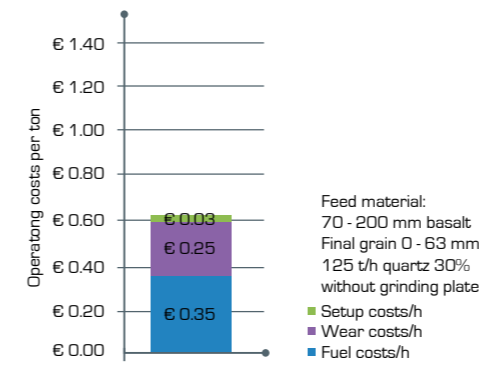
Feed material basalt 70 - 200 mm



Processing



Final grain 0 - 63 mm



REJECT GRAVEL



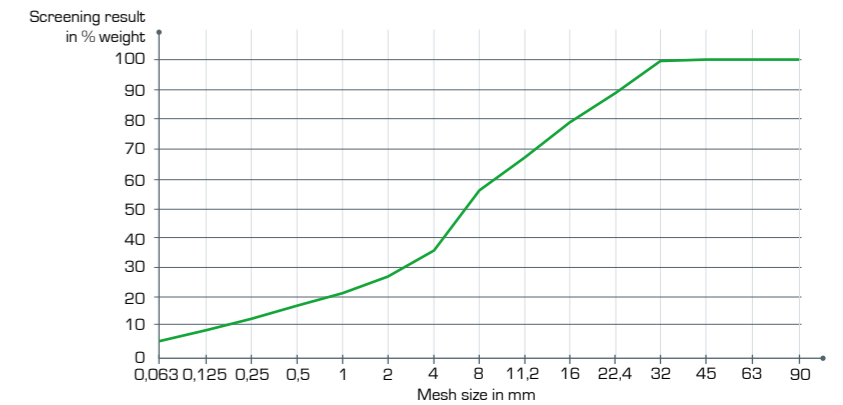
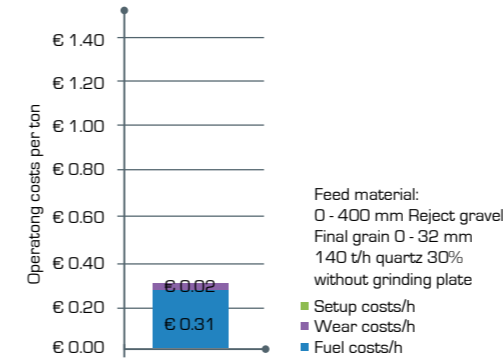
Feed material bis 400 mm edge length



Processing



Final grain 0 - 32 mm




EXCESS GRAIN



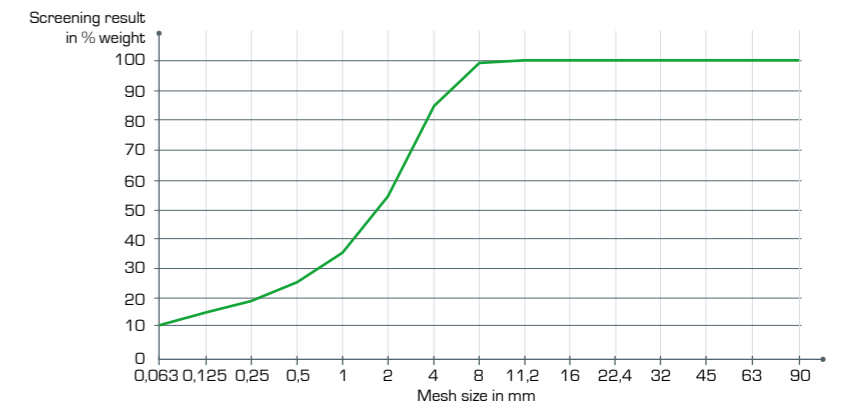
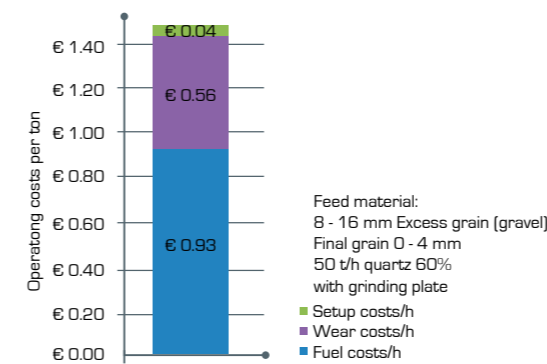
Feed material 8 - 16 mm



Processing



Final grain 0 - 4 mm



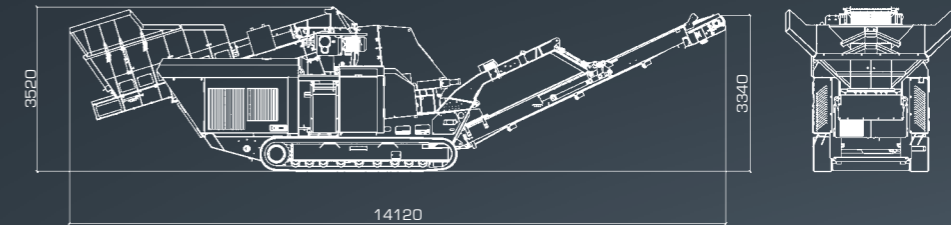
RM V550GO! – MOBILE ROTOR IMPACT CRUSHER

Output	Up to 200 t/h, depending on material
Feed material	Natural stone – hard stone can be fed without any restriction if you observe the maximum feeding size; any metal has to be removed without exception
Feed material size	Edge length max. 400 mm
Inlet opening	950 x 480 mm
Crusher unit	crusher with 2+2 or 4 hammers, rotor speed adjustable between 39.5–48 m/s, depending on the feeding material and the required end fraction
Operation	One operator using radio control for crushing and manoeuvring operations
Radio control	Feeding belt start / stop Main discharge conveyor start / stop Machine stop Activate crawler unit Crawler control via joysticks 2 crawler speeds Radio control on / off and horn
Feeding unit	5.5 m ³ belt feeder with 11 kW gearbox motor Loading height 3,500 mm, effective feeding length and width: 2,900 x 3,500 mm Variable belt speed Integrated metal detector to protect the crusher from undesired metal feed
Main discharge belt	Folding conveyor 1,000 mm wide, folds into transport position hydraulically Discharge height 3,350 mm
Power unit	John Deere Diesel engine, 6-cylinder, 280 kW at 2,000 rpm, 3-phase synchronous generator 80kVA 400 V, electrical outlets 230 V and 400 V for external drives up to 15kVA
Transport system	Crawler gear, 2 speeds
Weight	33,000 kg
End product	Cubic material, grading curve and size of end-fraction adjustable, high sand and gravel value
Options	Dust suppression using water spray inside crusher and at outlet and belts Diesel filling pump Cable remote control Central lubrication system
Add-on equipment	RM MS100GO! mobile single-deck screenbox, screen area 2.8 x 1.3 m with two belts, weight 2,800 kg, for precise screen separation RM RFBV550GO! oversize material refeeding belt for closed material loop, transport on RM V550GO!, weight 1,400 kg

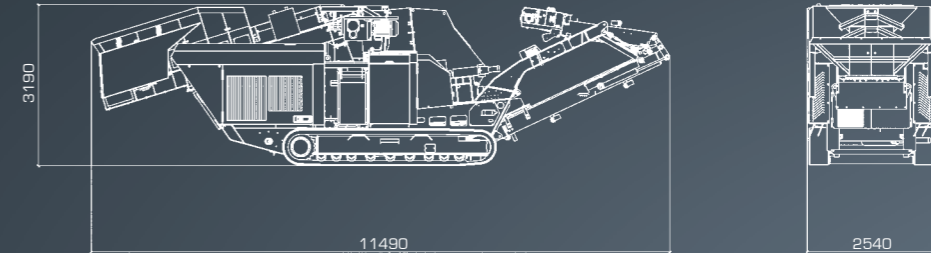
DIMENSIONS

RM V550GO!

WORKING POSITION

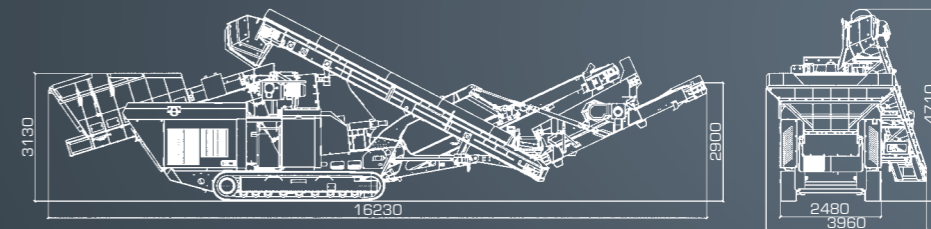


TRANSPORT POSITION



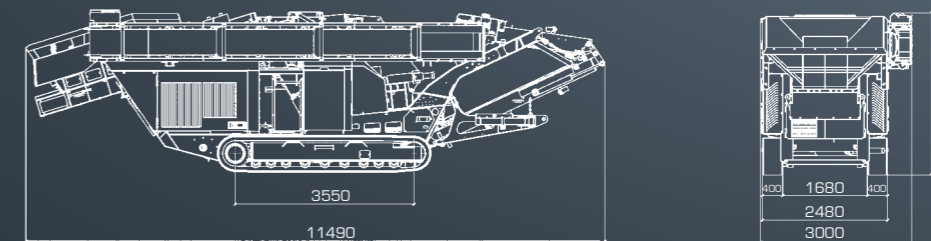
RM V550GO! + RM MS100GO! + RM RFBV550GO!

WORKING POSITION




RM V550GO! + RM MS100GO!

TRANSPORT POSITION



RM V550GO! + RM MS100GO! + RM RFBV550GO! + RM CS4800



Dimensions in mm. Specifications subject to change in line with technical developments. The machine complies with Guideline 2006/42/EC of the European Parliament.

Welcome! to our world



RUBBLE MASTER HMH GMBH
IM SÜDPARK 196, AT 4030 LINZ, AUSTRIA
TEL: +43 732 73 71 17 - 360
FAX: +43 732 73 71 17 - 101
E-MAIL: SALES@RUBBLEMASTER.COM

WWW.RUBBLEMASTER.COM